



Dairy Market News Branch

Agricultural
Marketing
Service

National Retail Report-Dairy

Websites: <http://www.marketnews.usda.gov/mnp/da-home> and <http://www.ams.usda.gov/mnreports/dybretail.pdf>

Volume 89- Number 31

Issued Weekly

Friday, August 5, 2022

Advertised Prices for Dairy Products at Major Retail Supermarket Outlets ending during the period of 08/05/2022 to 08/11/2022

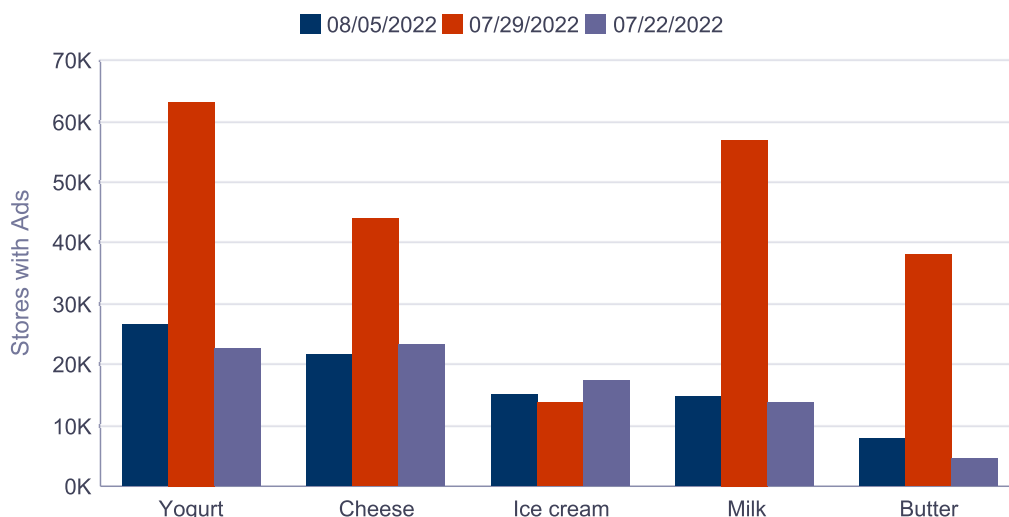
Temperatures are up, but dairy advertisement totals are down. Conventional ad totals slipped 60 percent, while organic ads dropped 66 percent. The most advertised dairy item, conventional ice cream in 48 to 64 ounce containers, had a weighted average advertised price of \$3.27, down \$.11 from last week. Conventional one pound butter ads decreased 79 percent. The weighted average advertised price of one pound butter was \$4.68, down 19 cents week to week.

Total conventional cheese ads slipped 50 percent. Conventional eight ounce cheese shreds were again the most advertised cheese item, despite a 58 percent decrease in ad totals. The weighted average advertised price of eight ounce shred cheese was down \$.14 from last week, to \$2.35. There were no organic cheese ads in this week's report.

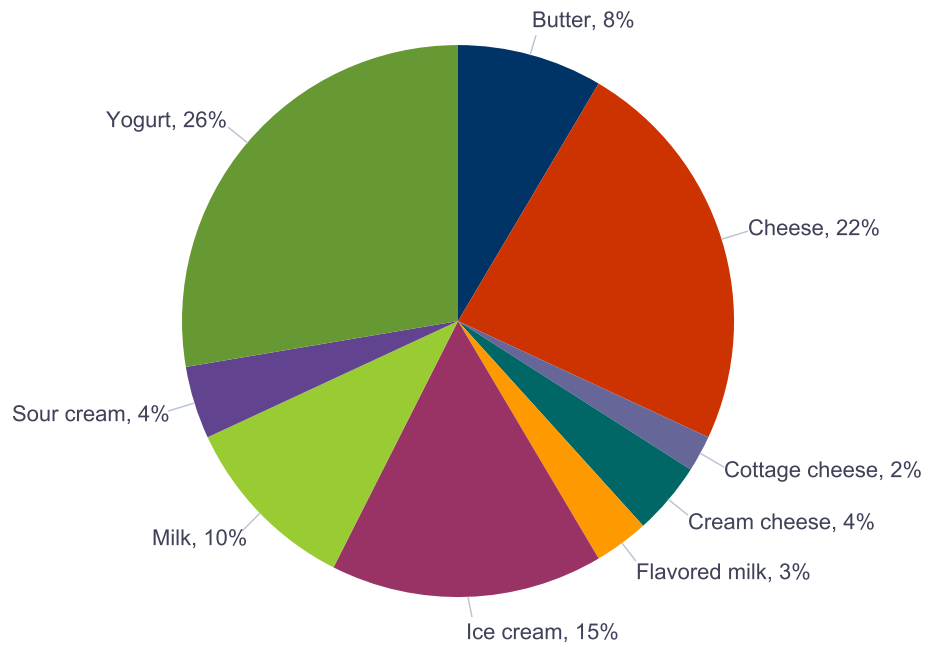
Conventional and organic milk ad totals declined by 77 and 62 percent, respectively. Conventional half gallon milk ad numbers decreased 74 percent from last week, and the weighted average advertised price was down by \$.61, to \$2.05. Organic half gallon milk had a weighted average advertised price of \$4.70, resulting in an organic premium of \$2.65.

Following the trend, yogurt ad numbers dropped by 57 percent on the conventional aisle, while organic yogurt ads fell 78 percent week to week. Conventional yogurt, in four to six ounce containers, was the second most advertised dairy item, in total, this week. The weighted average advertised price of conventional four to six ounce yogurt was \$.63, down one penny from week 30.

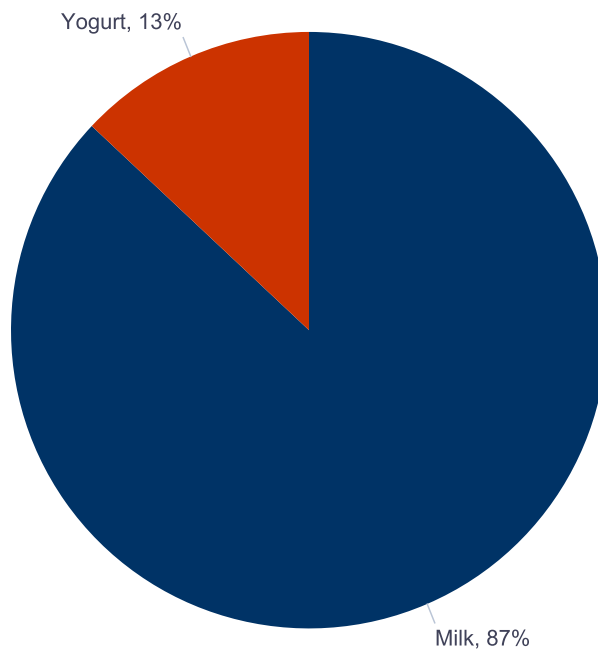
Top 5 Commodities Featured This Week



Percentage of Total Conventional Ads by Commodity



Percentage of Total Organic Ads by Commodity





NATIONAL -- CONVENTIONAL DAIRY PRODUCTS

Commodity	Type	Pack Size	THIS PERIOD		LAST WEEK		LAST YEAR	
			Stores With Ads	Wtd Avg Price	Stores With Ads	Wtd Avg Price	Stores With Ads	Wtd Avg Price
Butter		1 #	7895	4.68	38006	4.87	7404	2.81
Cheese	Natural Varieties	8 oz block	8205	2.37	13741	2.58	6303	2.57
Cheese	Natural Varieties	1 # block	1272	4.57	1785	4.03		
Cheese	Natural Varieties	2 # block	1148	7.60	1034	7.01	398	6.00
Cheese	Natural Varieties	8 oz shred	9530	2.35	22795	2.49	9907	2.60
Cheese	Natural Varieties	1 # shred	1665	4.37	4586	3.86	528	4.90
Cottage cheese		16 oz	2233	2.45	2470	2.46	6390	1.93
Cream cheese		8 oz	3589	2.51	9184	2.14	4009	2.16
Flavored milk	All fat tests	half gallon	1585	2.38	3295	2.09	774	1.79
Flavored milk	All fat tests	gallon	917	3.26	3029	3.20	373	3.43
Ice cream		48-64oz	15166	3.27	13899	3.38	20185	2.88
Milk	All fat tests	half gallon	5479	2.05	20728	2.66	1178	1.56
Milk	All fat tests	gallon	4678	3.66	23854	3.62	1502	3.02
Sour cream		16 oz	4028	2.07	16612	2.11	7397	1.72
Yogurt	Greek	4-6 oz	6540	1.01	6547	.97	8600	.97
Yogurt	Greek	32 oz	3966	4.03	11201	4.55	2800	4.18
Yogurt	Yogurt	4-6 oz	11362	.63	31600	.64	4167	.47
Yogurt	Yogurt	32 oz	3991	2.48	10336	2.48	345	2.50

REGIONAL -- CONVENTIONAL DAIRY PRODUCTS

Commodity	Type	Pack Size	NORTHEAST U.S.			SOUTHEAST U.S.			MIDWEST U.S.		
			Price Range	Stores with Ads	Wtd Avg Price	Price Range	Stores with Ads	Wtd Avg Price	Price Range	Stores with Ads	Wtd Avg Price
Butter		1 #	2.89-5.48	4210	4.70	4.49	502	4.49	3.99	127	3.99
Cheese	Natural Varieties	8 oz block	1.97-3.50	2048	2.35	1.50-3.00	1894	2.76	1.66-3.63	1817	2.31
Cheese	Natural Varieties	1 # block	4.33	221	4.33				3.49	69	3.49
Cheese	Natural Varieties	2 # block							7.49	213	7.49
Cheese	Natural Varieties	8 oz shred	1.97-3.99	3342	2.48	1.50-3.00	1394	2.37	1.66-3.63	2001	2.32
Cheese	Natural Varieties	1 # shred	3.98	316	3.98	3.49	90	3.49	3.49	69	3.49
Cottage cheese		16 oz	2.00-4.00	942	2.87				2.69	180	2.69
Cream cheese		8 oz	1.94-3.50	1433	2.35	3.00	502	3.00	2.49-3.29	196	3.01
Flavored milk	All fat tests	half gallon	1.87-3.60	632	2.74				1.29-2.11	250	1.71
Flavored milk	All fat tests	gallon	3.12	316	3.12				4.69	127	4.69
Ice cream		48-64oz	2.50-5.99	2357	3.15	2.50-5.99	3962	3.15	2.50-3.99	2873	3.06
Milk	All fat tests	half gallon	1.87-3.60	2212	2.43	1.29	298	1.29	1.29-1.91	743	1.47
Milk	All fat tests	gallon	3.12-4.97	2528	3.59				3.19-3.69	381	3.39
Sour cream		16 oz	1.69-2.99	2013	2.18	1.49-2.00	261	1.79	1.99-2.69	589	2.25
Yogurt	Greek	4-6 oz	1.00-1.25	1445	1.05	0.79-1.25	1086	.98	1.00	952	1.00
Yogurt	Greek	32 oz	3.54-5.58	1264	4.56	3.49	298	3.49	3.29-3.49	468	3.45

Wtd Avg - Simple weighted average



National Retail Report - Dairy Vol 89 - No. 31
Friday, August 5, 2022 - Page 4

Commodity	Type	Pack Size	NORTHEAST U.S.			SOUTHEAST U.S.			MIDWEST U.S.		
			Price Range	Stores with Ads	Wtd Avg Price	Price Range	Stores with Ads	Wtd Avg Price	Price Range	Stores with Ads	Wtd Avg Price
Yogurt	Yogurt	4-6 oz	0.29-0.76	6650	.64	0.50-0.60	431	.58	0.60-0.67	400	.61
Yogurt	Yogurt	32 oz	2.29-3.50	1456	2.57	2.29	1002	2.29			

Commodity	Type	Pack Size	SOUTH CENTRAL U.S.			SOUTHWEST U.S.			NORTHWEST U.S.		
			Price Range	Stores with Ads	Wtd Avg Price	Price Range	Stores with Ads	Wtd Avg Price	Price Range	Stores with Ads	Wtd Avg Price
Butter		1 #	3.99-4.49	169	4.15	3.98-5.49	1181	4.67	2.49-5.48	1604	4.71
Cheese	Natural Varieties	8 oz block	0.97-3.00	481	1.82	1.67-2.99	1491	2.14	1.67-2.50	395	2.03
Cheese	Natural Varieties	1 # block	3.99	139	3.99	4.49-5.98	588	5.02	2.99-3.99	187	3.34
Cheese	Natural Varieties	2 # block	5.97	121	5.97	6.99-8.99	660	7.85	5.97	105	5.97
Cheese	Natural Varieties	8 oz shred	0.97-3.00	637	1.98	1.67-2.99	1491	2.19	1.67-2.50	586	2.22
Cheese	Natural Varieties	1 # shred				3.98-5.98	828	4.73	2.99-3.99	317	3.60
Cottage cheese		16 oz	1.29-1.50	172	1.35	1.98-2.69	513	2.21	1.79-1.89	358	1.81
Cream cheese		8 oz	2.49-3.00	223	2.62	1.94-3.50	811	2.39	1.94-2.48	390	2.13
Flavored milk	All fat tests	half gallon	2.99	99	2.99	1.76	344	1.76	1.87-3.60	260	2.74
Flavored milk	All fat tests	gallon				2.92	344	2.92	3.12	130	3.12
Ice cream		48-64oz	1.97-5.98	1653	3.72	2.24-5.99	3391	3.30	2.77-4.49	824	3.43
Milk	All fat tests	half gallon	0.99-1.29	429	1.04	0.99-2.50	691	1.75	1.29-3.60	1106	2.49
Milk	All fat tests	gallon	3.99	139	3.99	2.92-5.99	590	4.20	3.12-4.97	1040	3.59
Sour cream		16 oz	1.29-1.99	340	1.67	1.96-1.99	704	1.98	1.49	121	1.49
Yogurt	Greek	4-6 oz	0.88-1.25	655	1.03	0.64-1.25	1764	1.00	0.78-1.00	606	.94
Yogurt	Greek	32 oz	3.49	219	3.49	3.49-3.99	995	3.73	3.48-5.58	711	4.28
Yogurt	Yogurt	4-6 oz	0.27-1.50	806	.66	0.58-0.60	655	.59	0.40-0.76	2420	.61
Yogurt	Yogurt	32 oz	2.50-3.28	243	2.73	2.36-2.99	873	2.54	2.36	390	2.36

Commodity	Type	Pack Size	ALASKA U.S.			HAWAII U.S.		
			Price Range	Stores with Ads	Wtd Avg Price	Price Range	Stores with Ads	Wtd Avg Price
Butter		1 #				4.79-7.69	102	6.42
Cheese	Natural Varieties	8 oz block	2.33	11	2.33	3.00-5.59	68	4.30
Cheese	Natural Varieties	1 # block				5.19-8.99	68	7.09
Cheese	Natural Varieties	2 # block	9.99-13.99	49	12.28			
Cheese	Natural Varieties	8 oz shred	2.33	11	2.33	4.49-5.69	68	5.09
Cheese	Natural Varieties	1 # shred	7.99	11	7.99	8.99	34	8.99
Cottage cheese		16 oz				3.89-3.99	68	3.94
Cream cheese		8 oz				4.89	34	4.89
Ice cream		48-64oz	3.00-12.99	82	7.85	4.99	24	4.99
Yogurt	Greek	4-6 oz	1.25	32	1.25			
Yogurt	Greek	32 oz	5.99	11	5.99			
Yogurt	Yogurt	32 oz				2.50	27	2.50



NATIONAL -- ORGANIC DAIRY PRODUCTS

Commodity	Type	Pack Size	THIS PERIOD		LAST WEEK		LAST YEAR	
			Stores With Ads	Wtd Avg Price	Stores With Ads	Wtd Avg Price	Stores With Ads	Wtd Avg Price
Butter		1 #			94	8.61	180	6.49
Cottage cheese		16 oz					214	4.29
Ice cream		48-64oz					229	6.93
Milk	All fat tests	half gallon	1638	4.70	9298	5.38	2788	3.85
Milk	All fat tests	gallon	2995	5.72	2890	5.57	95	6.87
Milk	All fat tests	8 oz UHT			34	2.39	69	.99
Sour cream		16 oz					334	2.49
Yogurt	Greek	32 oz	446	4.46	2336	4.43	169	4.49
Yogurt	Yogurt	32 oz	277	3.69	879	3.94	1919	3.28

REGIONAL -- ORGANIC DAIRY PRODUCTS

Commodity	Type	Pack Size	NORTHEAST U.S.			SOUTHEAST U.S.			MIDWEST U.S.		
			Price Range	Stores with Ads	Wtd Avg Price	Price Range	Stores with Ads	Wtd Avg Price	Price Range	Stores with Ads	Wtd Avg Price
Milk	All fat tests	half gallon	3.99-5.47	722	4.83						
Milk	All fat tests	gallon	5.98-5.99	400	5.98	5.49	294	5.49	5.49	587	5.49
Yogurt	Greek	32 oz	4.46	316	4.46						
Yogurt	Yogurt	32 oz	4.00	108	4.00						

Commodity	Type	Pack Size	SOUTH CENTRAL U.S.			SOUTHWEST U.S.			NORTHWEST U.S.		
			Price Range	Stores with Ads	Wtd Avg Price	Price Range	Stores with Ads	Wtd Avg Price	Price Range	Stores with Ads	Wtd Avg Price
Milk	All fat tests	half gallon	3.99	62	3.99	3.89-3.98	464	3.96	5.47	390	5.47
Milk	All fat tests	gallon	5.49-5.99	543	5.59	5.49-5.99	909	5.87	5.49-5.98	251	5.74
Yogurt	Greek	32 oz							4.46	130	4.46
Yogurt	Yogurt	32 oz				3.49	169	3.49			



Commodity	Type	Pack Size	ALASKA U.S.			HAWAII U.S.		
			Price Range	Stores with Ads	Wtd Avg Price	Price Range	Stores with Ads	Wtd Avg Price
Milk	All fat tests	gallon	6.79	11	6.79			

REGIONAL DEFINITIONS

As used in this report, regions include the following states:

NORTHEAST U.S.	Connecticut, Delaware, Massachusetts, Maryland, Maine, New Hampshire, New jersey, New York, Pennsylvania, Rhode Island and Vermont
SOUTHEAST U.S.	Alabama, Florida, Georgia, Mississippi, North Carolina, South Carolina, Tennessee, Virginia and West Virginia
MIDWEST U.S.	Iowa, Illinois, Indiana, Kentucky, Michigan, Minnesota, North Dakota, Nebraska, Ohio, South Dakota and Wisconsin
SOUTH CENTRAL U.S.	Arkansas, Colorado, Kansas, Louisiana, Missouri, New Mexico, Oklahoma, and Texas
SOUTHWEST U.S.	Arizona, California, Nevada and Utah
NORTHWEST U.S.	Idaho, Montana, Oregon, Washington, and Wyoming
ALASKA	Alaska
HAWAII	Hawaii
NATIONAL	Continental United States